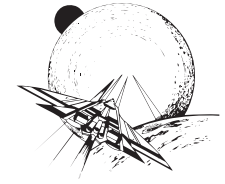


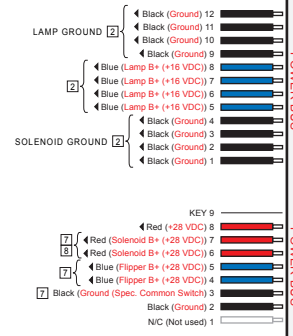
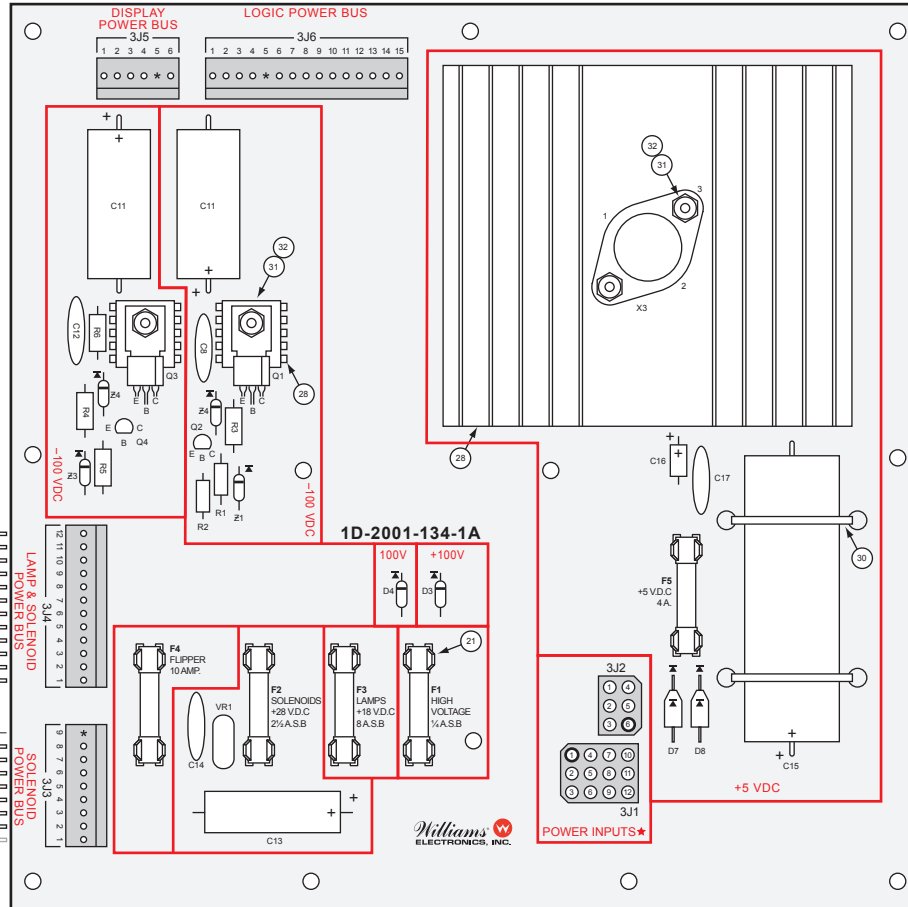
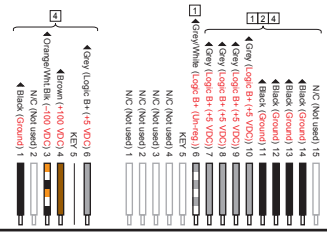
FIREPOWER

Power Supply Board Assembly Drawing (System 6)



BOARD CONNECTIONS:

1	CPU BOARD
2	DRIVER BOARD
3	POWER SUPPLY BOARD
4	MASTER DISPLAY BOARD
5	SLAVE DISPLAY BOARD
6	BACKBOX
7	CABINET
8	PLAYFIELD
9	INSERT BOARD
10	SOUND BOARD
11	NOT ASSIGNED
12	SPEECH MODULE



BILL OF MATERIALS				
ITEM NO.	PART No.	PART DESIGNATION	DESCRIPTION	REQD NO.
1	1-D-2001-134		BARE P.C. BOARD	1
2	5A-8049	X3	3 AMP. 5 V POSITIVE VOLTAGE REGUL.	1
3	5A-9057	Q1	SDS-201 NPN TRANSISTOR	1
4	5C-9055	Q2	MPS02 PNP TRANSISTOR	1
5	5C-9058	Q3	SDS-202 PNP TRANSISTOR	1
6	5C-9056	Q4	MPS02 NPN TRANSISTOR	1
7	5B-9054	D3, D4	1N4001 DIODE	2
8	5B-9045	D7, D8	MRS00 DIODE	2
9	5A-9059	Z1, Z3	1N590 ZENER DIODE	2
10	5A-9060	Z2, Z4	1N474 ZENER DIODE	2
11	5B-9064	VR1	VARIATOR	1
12	5B-9062	R1, R4	RESISTOR, FC, 39K OHM 10% 1/4 W	2
13	5B-9061	R2, R5	RESISTOR, FC, 660 OHM 10% 1/4 W	2
14	5B-9069	R3, R6	RESISTOR, FC, 330 K OHM 10% 1/4 W	2
15	5A-9053	C7, C11	CAPACITOR, ELECT., 100 MFD. 150V.	2
16	5A-9079	C13	CAPACITOR, ELECT., 100 MFD. 100V.	1
17	5A-9046	C15	CAPACITOR, ELECT., 12,000 MFD. 16V.	1
18	5A-9072	C8, C12, C14, C17	CAPACITOR, CERAMIC, 1 MFD. 500V.	4
19				
20	5A-9031	C7, C11	CAPACITOR, ELECT., 1 MFD. 25V.	1
21	5A-9052		FUSEHOLDER	10
22	5A-9068	J1	12 PIN CONNECTOR	1
23	5A-9067	J2	6 PIN HEADER CONNECTOR	1
24	5A-9027	J3	9 PIN HEADER CONNECTOR	1
25	5A-9043	J4	12 PIN HEADER CONNECTOR	1
26	5A-9038	J5	15 PIN HEADER CONNECTOR	1
27	5A-9074	J6	6 PIN CIRCUIT CONNECTOR	1
28	5A-9042		HEAT SINK	2
29	5A-9041		4" x 4 1/2" HEAT SINK	1
30	3A-7520-1		TIE WRAP	2
31			5 - 40 x 7/16 R.H MECH. SCREW	4
32			5 - 40 HEX. NUT	4
33	5A-9761	F1	S.B. FUSE 1/2 AMP.	1
34	5A-9128	F2	S.B. FUSE 2.5 AMP.	1
35	5A-9071	F3	FUSE 8 AMP.	1
36	5A-6508 OR 5A-6567 OR 5A-9127	F4	FUSE 10 AMP. (FLIPPER) OR FUSE 15 AMP. (DUAL ACTION FLIPPER) OR FUSE 20 AMP. (SHUFFLE ALLEYS)	1
37	5A-6314	F5	S.B. FUSE 4 AMP.	1

